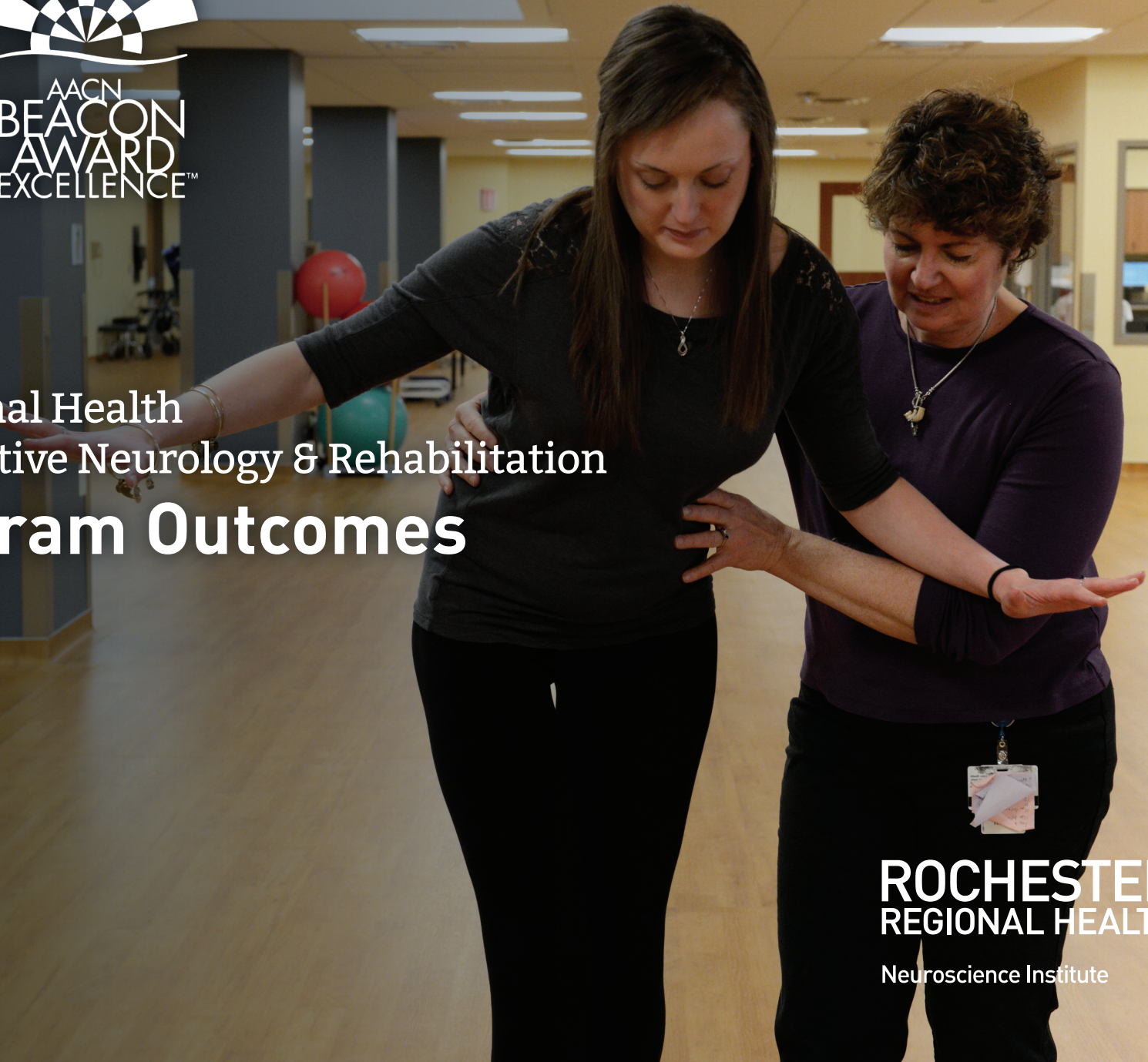




Rochester Regional Health  
Golisano Restorative Neurology & Rehabilitation  
**2023 Program Outcomes**




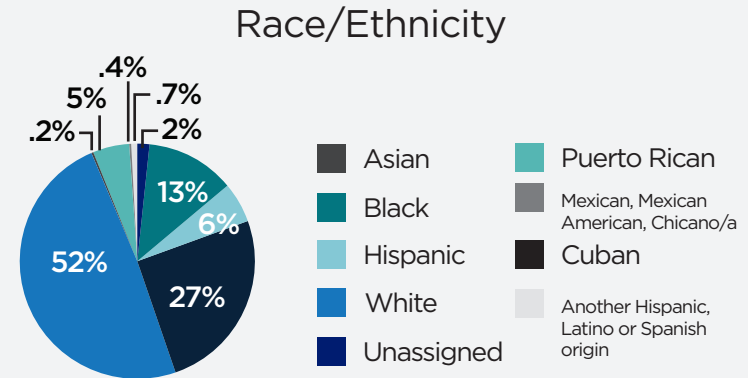
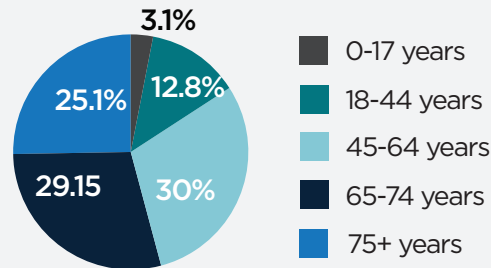
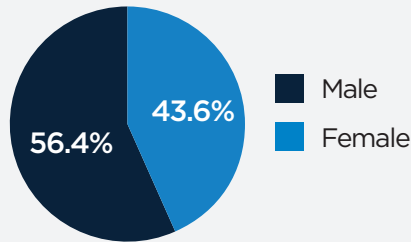
**ROCHESTER**  
**REGIONAL HEALTH**  
Neuroscience Institute

# 2023 Total Persons Served: Golisano Restorative Neurology & Rehabilitation

## OUR ANNUAL SNAPSHOT

 **454** persons served

 Average age of all persons served **62.2**



## OUTCOME DATA


**Functional Efficiency:** A higher score indicates greater functional improvement. It is calculated as improvement achieved divided by duration of the rehabilitation stay. Golisano exceeded the outcome efficiency expectation.

	All	CIIRP	Stroke	Brain Injury
Observed Change:	<b>3.37</b>	<b>3.70</b>	<b>2.99</b>	<b>3.82</b>
Expected Change:	<b>3.13</b>	<b>3.41</b>	<b>2.82</b>	<b>3.18</b>

### Average Length of Stay:

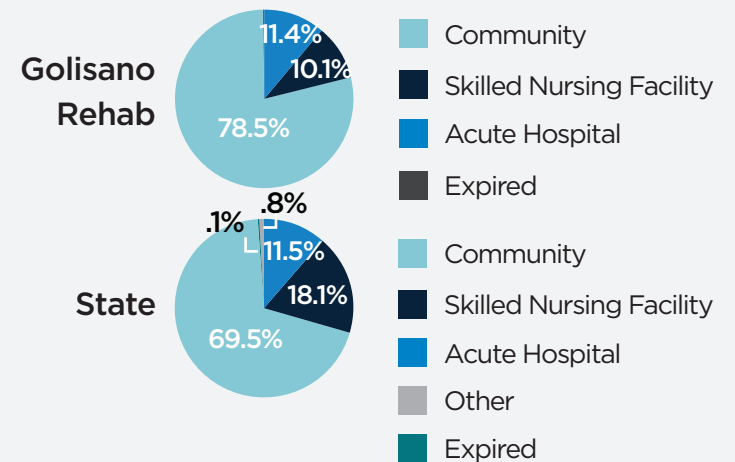
Golisano Rehab:	State:	Nation:
<b>15.1 DAYS</b>	<b>15.7 DAYS</b>	<b>13.6 DAYS</b>

### Quality & Satisfaction


 **100%** of persons served answered "YES" when asked if they would recommend us to friends and family.

**98.25%** of all persons surveyed were satisfied with the progress made in the rehabilitation program.

### Discharge Settings:




Average time in individual therapy per day: **3.3 HOURS**

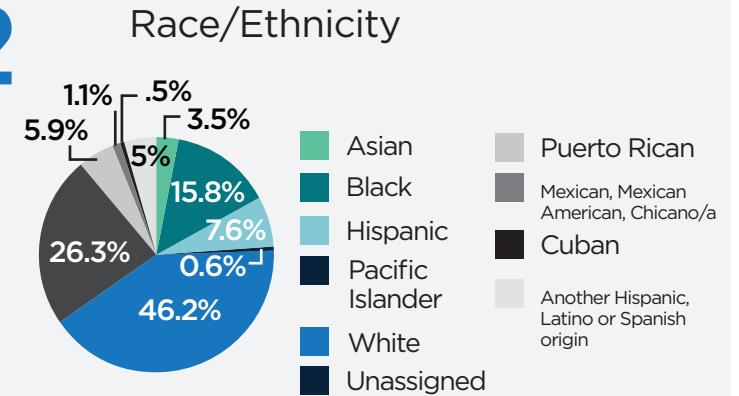
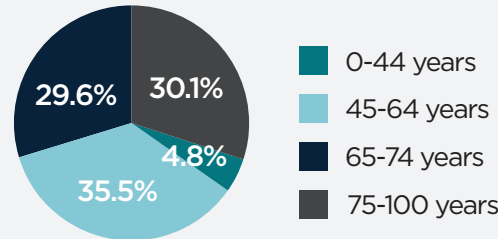
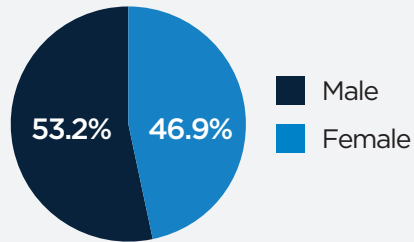
 **95%** of all patients surveyed were living at home upon three-month follow-up.

# 2023 Stroke: Golisano Restorative Neurology & Rehabilitation

## OUR ANNUAL SNAPSHOT

 **186** persons served

 Average age of all persons served **67.2**



## OUTCOME DATA


**Functional Efficiency:** A higher score indicates greater functional improvement. It is calculated as improvement achieved divided by duration of the rehabilitation stay. Golisano exceeded the outcome efficiency expectation.

	Stroke
Observed Change:	<b>2.99</b>
Expected Change:	<b>2.82</b>

### Average Length of Stay:

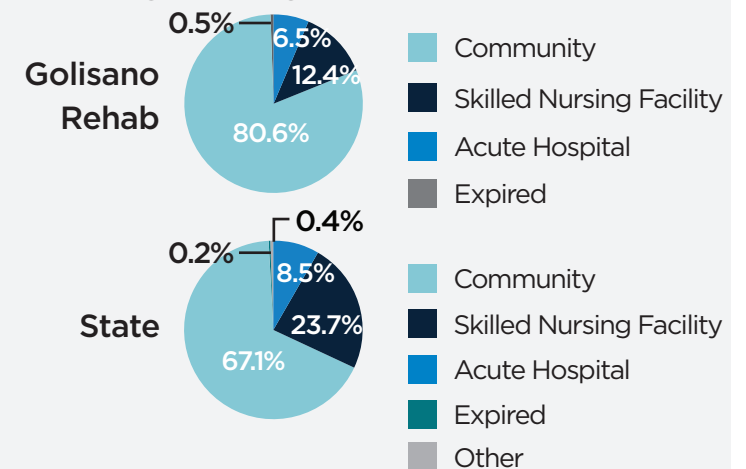
Location	Average Length of Stay
Golisano Rehab:	<b>15.9 DAYS</b>
State:	<b>15.7 DAYS</b>
Nation:	<b>14.8 DAYS</b>

### Quality & Satisfaction


 **100%** of persons served answered "YES" when asked if they would recommend us to friends and family.

**97.5%** of all persons surveyed were satisfied with the progress made in the rehabilitation program.

### Discharge Settings:




Average time in individual therapy per day: **3.3 HOURS**

 **97%** of all patients surveyed were living at home upon three-month follow-up.

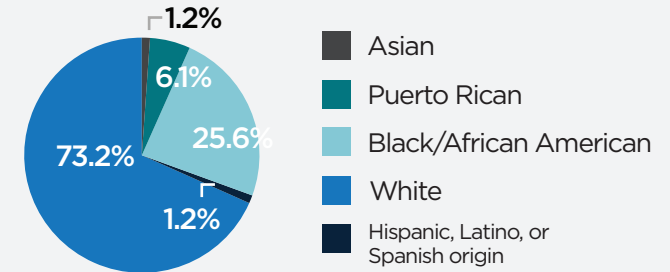
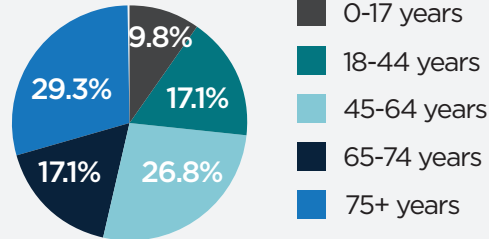
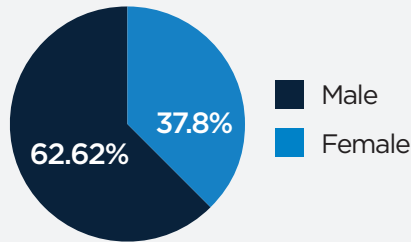
# 2023 Brain Injury: Golisano Restorative Neurology & Rehabilitation

## OUR ANNUAL SNAPSHOT

 **82** persons served

 Average age of all persons served **56.9**

### Race/Ethnicity



## OUTCOME DATA


**Functional Efficiency:** A higher score indicates greater functional improvement. It is calculated as improvement achieved divided by duration of the rehabilitation stay. Golisano exceeded the outcome efficiency expectation.

	Brain Injury
Observed Change:	<b>3.82</b>
Expected Change:	<b>3.18</b>

### Average Length of Stay:

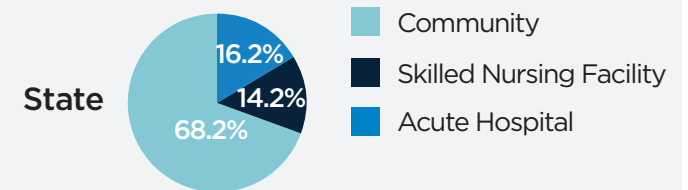
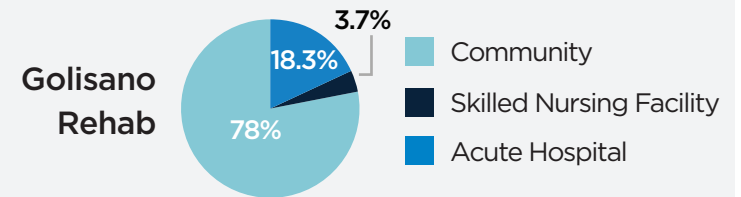
Location	Average Length of Stay
Golisano Rehab:	<b>14.1 DAYS</b>
State:	<b>16.1 DAYS</b>
Nation:	<b>13.2 DAYS</b>

### Quality & Satisfaction


 **100%** of persons served answered "YES" when asked if they would recommend us to friends and family.

**100%** of all persons surveyed were satisfied with the progress made in the rehabilitation program.

### Discharge Settings:



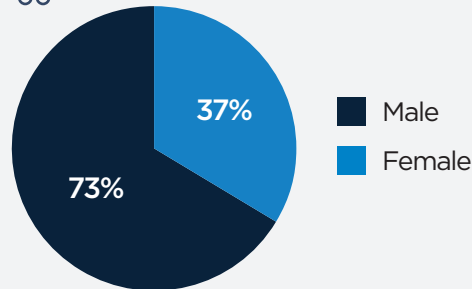
Average time in individual therapy per day: **3.3 HOURS**


 **98%** of all patients surveyed were living at home upon three-month follow-up.

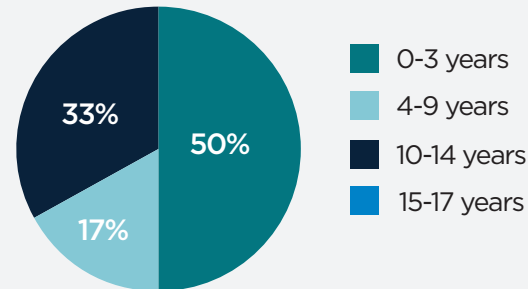
# 2023 Children and Adolescents: Golisano Restorative Neurology & Rehabilitation

## OUR ANNUAL SNAPSHOT

 **14** persons served



 Average age of all persons served **7.5**

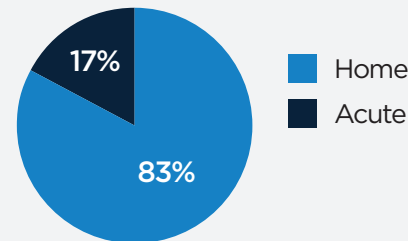


## DIAGNOSIS:

- 1 Stroke
- 5 Non-Traumatic Brain Injury
- 2 Brain Cancer
- 1 Guillian-Barre
- 2 Traumatic Brain Injury
- 1 Multiple Fracture

Average Length of Stay: **15.9 DAYS**

## Discharge Location:



Average time in individual therapy per day: **3.3 HOURS**

## Quality & Satisfaction



**100%** of persons served answered "YES" when asked if they would recommend us to friends and family.

**99%** of all patients surveyed achieved interdisciplinary functional goals.

**100%** of all persons surveyed were satisfied with the progress made in the rehabilitation program.

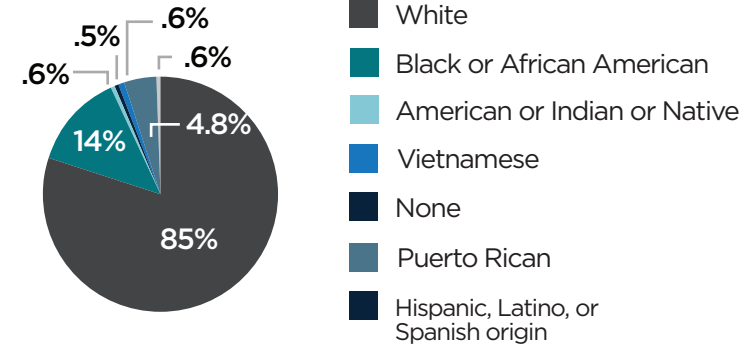
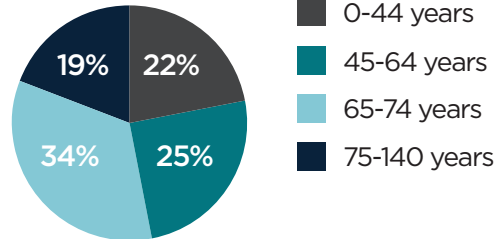
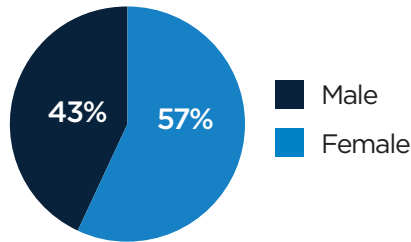
# 2023 Comprehensive Integrated Inpatient Rehabilitation Program (CIIRP)

## OUR ANNUAL SNAPSHOT

 **178** persons served

 Average age of all persons served **60**

### Race/Ethnicity



## OUTCOME DATA


**Functional Efficiency:** A higher score indicates greater functional improvement. It is calculated as improvement achieved divided by duration of the rehabilitation stay. Golisano exceeded outcomes efficiency expectation.

	CIIRP
Observed Change:	<b>3.70</b>
Expected Change:	<b>3.41</b>

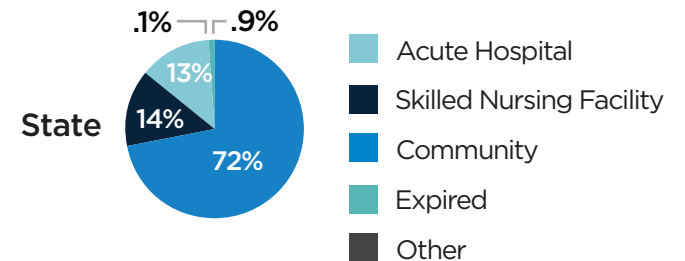
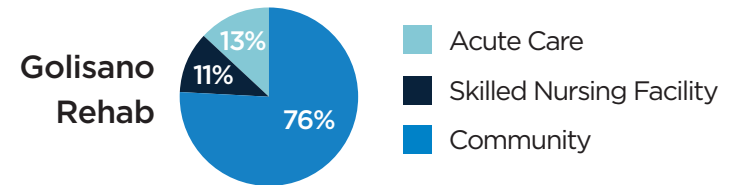
### Average Length of Stay:


Golisano Rehab:	State:	Nation:
<b>14.1 DAYS</b>	<b>15.1 DAYS</b>	<b>13.4 DAYS</b>

### Quality & Satisfaction

 **100%** of persons served answered "YES" when asked if they would recommend us to friends and family.  
**100%** of all persons surveyed were satisfied with the progress made in the rehabilitation program

### Discharge Settings:



 **94%** of all patients surveyed were living at home upon three-month follow-up.